

CLASS TIMETABLE 2020

Knitting Classes



Knitting Group Friday Mornings

This is a knitting group/class where anyone can come along with their knitting project to receive guidance and tuition as they create an article of their choice. These sessions will be most suited for beginners to intermediate level however, all skill levels are most welcome. Both knitting and crocheted projects can be completed.

Now running 4 terms per year **Friday Mornings** **9.30am – 12.30pm**

TERM 1 = February 14th, 21st, 28th, March 6th, 13th, 20th, 27th, April 3rd, (8 WEEK Term for Term One)

TERM 2 = May 1st, 8th, 15th, 22nd, 29th, June 5th, 12th, 19th, 26th

TERM 3 = July 24th, 31st, August 7th, 14th, 21st, 28th, September 4th, 11th, 18th

TERM 4 = October 16th, 23rd, 30th, November 6th, 13th, 20th, 27th, December 4th, 11th

You will be required to supply your own yarn, pattern and supplies for your chosen project.

Tutored by Mary-Clare

You may book up front for the whole Term and pay only \$45 OR pay \$6 per session (as you attend)

Patchwork Classes

General Patchwork Classes

Running over two terms

Choose your own project/s and receive help from a staff member experienced in quilting and patchwork at each step as required. Work alongside like-minded people and enjoy the buzz of a group atmosphere.

This is run to coincide with the school term over the winter months of term 2 and term 3 and is 8 weeks in duration.

Thursday Mornings 9.30am – 12.30pm

TERM 2 = April 30th, May 7th, 14th, 21st, 28th, June 4th, 11th, 18th

TERM 3 = July 23rd, 30th, August 6th, 13th, 20th, 27th, September 3rd, 10th

Please book upfront as this will be strictly limited to 8 people.

Class fee = **\$80 PER TERM** + you will be required to supply your own fabrics and tools (there will be a limited number of tools available to use in the classroom). Tutor – Pam White


Patchwork Panel Class

Running over three sessions

Perhaps you have an existing panel that you did not know what to do with or have spied one of our beautiful panels on display here at the shop. We shall help you to get started, whether it is a simple baby cot panel or perhaps an advent calendar panel. Adding borders, making a sandwich, binding and embellishments will all be covered during these sessions.

9.30am – 12.30pm Tuesdays October 13th, 20th, 27th (3 sessions per class)

\$40* (3 sessions per class) Tutor – Timaru Sewing Centre Staff



MORE PATCHWORK CLASSES TO FOLLOW THROUGHOUT THE YEAR

Dressmaking Classes

General Dressmaking Classes

Running over four terms

Get help with your garment cutting, construction and fit as you create unique pieces of clothing. You will need to supply your own pattern/fabric/notions of your choice and bring along your sewing machine. Numbers are limited to 8 per class, please book early to avoid disappointment.
\$130* per 8-week term. Tutor – Raewyn Payne

PLEASE SEE SEPARATE TIMETABLE/LIST FOR THE DRESSMAKING CLASSES

Simple Chiffon Top

Running over two sessions

No pattern is required for this simple chiffon top. Simply purchase twice your desired length in fabric. There will be templates available in class to use for the neckline options. The neckline is bound or if you prefer the binding could be used to create a facing instead. The top will be completely made using the sewing machine.

Numbers are limited to 6 per class, please book early to avoid disappointment.

Monday February 24th and Tuesday February 25th

9.30am – 1.30pm (both days)

\$40* (two sessions per class). Tutor – Linda or Mary-Clare



Basic Kimono Top

Running over two sessions

The top uses pattern Simplicity 1318 and is a simple dolman sleeve style with a rib band, a style that is often seen made up in stores.

Numbers are limited to 6 per class, please book early to avoid disappointment.

Monday May 25th and Tuesday May 26th

9.30am – 1.30pm (both days)

\$40* (two sessions per class). Tutor – Linda



Basic Knit and Chiffon Top

Running over two sessions

The top uses pattern Simplicity 1463 and combines a chiffon front with a knit back, knit cuffs and knit binding. Because of the nature of the two fabrics together the construction sometimes needs to be done in an alternative method compared to that of a full knit top. The pattern can be adapted to fit you, the cuff altered, and the length altered as well.

Numbers are limited to 6 per class, please book early to avoid disappointment.

Monday July 27th and Tuesday July 28th

9.30am – 1.30pm (both days)

\$40* (two sessions per class). Tutor – Linda



Advanced Knit Top

Running over two sessions

This is a Katherine Tilton Butterick 6101 pattern and is a little different in the cut. The side drape also creates the pocket and you may choose multiple colours/designs of fabric to make this interesting top. Choose a soft drapery fabric if you wish to have a more balanced top to bottom look or select a firmer fabric for more flare or fullness at the hip area. You will need both an overlocker and sewing machine for this class and have some prior experience with handling knit fabrics.



Numbers are limited to 6 per class, please book early to avoid disappointment.

Tuesday August 18th and Tuesday August 25th

9.30am – 4pm (both days)

\$50* (two sessions per class). Tutor – Linda

Sewing Machine Classes

These classes are designed in mind for computerized mid to high end machines, to learn more about the use of your machine and to push the knowledge boundaries.

On Point Tote Bag by Anna Maria Horner

Running over two sessions

This is a free Anna Maria Horner pattern through Janome.

During this class you will be using the quarter inch seam foot, walking foot and a twin needle to create some fancy stitching, stitching an internal zip pocket and creating your very own custom pom-pom and tassel.



Numbers are limited to 6 per class, please book early to avoid disappointment.

Tuesday March 3rd and Tuesday March 10th

9.30am – 3.00pm (both days)

\$50* (two sessions per class). Tutor – Linda

Menagerie Bag by Anna Maria Horner

Running over two sessions

This is a free Anna Maria Horner pattern through Janome.

The class will give you a taste of applique, thread-painting and reverse bobbin work plus gathering using the cording foot and attaching piping. The bag has a circle base, giving it a more unique shape.



Numbers are limited to 6 per class, please book early to avoid disappointment.

Tuesday June 23rd and Tuesday June 30th

9.30am – 3.30pm (both days)

\$50* (two sessions per class). Tutor – Linda

Right Turn Bag by Anna Maria Horner

Running over two sessions

This is a free Anna Maria Horner pattern through Janome.

A fun class that will give you plenty of opportunity to play with your fancy stitches, working with the turnover memory, elongation, lettering and memory system. You will also be able to try out free motion stitching, the ribbon/sequin foot and similar.

The bag also has an applique design on the back and is fully lined. It is a great design to use up all those leftover cotton fabrics too!



Numbers are limited to 6 per class, please book early to avoid disappointment.

Tuesday August 4th and Tuesday August 11th

9.30am – 3.30pm (both days)

\$50* (two sessions per class). Tutor – Linda

Overlocking Classes

Class One – Zip Pouch with Butterfly

One session

This class will start by going through threading and what to look for when altering tensions. It is a great class to become more confident with using your overlocker.

The pieces will be 4 thread overlocked together to create a 'patchwork' design. You will then use a combination of 3 and 4 thread overlock stitch to place the zipper and lining together using a piping foot. The 'origami' style butterfly is firstly overlocked around the edge to create a decorative finish before being folded and hand sewn to the pouch.



Numbers are limited to 6 per class, please book early to avoid disappointment.

Tuesday February 11th

9.30am – 3.30pm

\$40* (two sessions per class). Tutor – Linda

Class Two – Overlocker Cover

Running over two sessions

This class pushes you and your overlocker to the next level. It includes using the gathering attachment, cording foot and elastic attachment. Plus weaving strips of fabric, piping and flatlocking.



Numbers are limited to 6 per class, please book early to avoid disappointment.

Tuesday May 5th and Tuesday May 12th

9.30am – 3.00pm

\$50* (two sessions per class). Tutor – Linda



Craft Classes

Smocked Baby Gown

This is a simple Bishop yoke smocked baby gown and is perfect for anyone wishing to learn how to smock.

There will be a **kit** made up, with the fabric already drawn up (pleated), ready to begin. You will be able to select either white or cream coloured fabric upon registering. Time has been allowed to complete the gown construction on the sewing machine, although you may need to do some homework to complete the smocking.

Running over three sessions



Numbers are limited to 6 per class, please book early to avoid disappointment.

Friday July 3rd, 10th, 17th

9.30am – 12.30pm each day

\$50* (three sessions per class). Tutor – Mary-Clare

MORE CRAFT CLASSES TO FOLLOW THROUGHOUT THE YEAR

*** A supply list will be provided upon registering for your class. This is an additional cost to the class fee as mentioned beside each class description.**

Children's Classes 8-12 years

Please note these classes fill up extremely quickly! Please place your name onto the back-up list, should there be any last-minute changes or if we add extra classes in, then we can contact you.

IN BETWEEN TERM ONE AND TWO - APRIL

DAY Wednesday April 15th 9.30am – 1.30pm

Fabric book cover and book marker/pen holder

Choose your favourite fabric or select one that you can colour in later! The handy fabric book marker has a pocket for your pen, keeping everything nicely together.

Class Fee = \$15 + you will be required to supply fabrics, notions and threads.

Please let us know at the time of booking if you do not have your own machine.



DAY Thursday April 16th 9.30am – 1.30pm

Cushion with book pocket and handle

This handy cushion can be taken on car trips or holidays. It doubles up as a carry bag for your favourite book or notepad as well as a soft cushion to relax with. A zipper is placed into the back of the cushion making it easy to add the cushion inner or remove when the outer cushion needs washing.

Class Fee = \$15 + you will be required to supply fabrics, notions and threads.

Please let us know at the time of booking if you do not have your own machine.



DAY Friday April 17th 9.30am – 1.30pm

Zip Pouch

Learn some of the basics including simple cutting, fusing interfacing, sewing straight lines and stitching a zipper. The pouch is also lined with a shower proof material to make it easier to clean. This is a good-sized bag and could be used for lots of different things

Class Fee = \$15 + you will be required to supply fabrics, notions and threads.

Please let us know at the time of booking if you do not have your own machine.



DAY Tuesday April 21st 9.30am – 1.30pm

Drawstring backpack

This mini backpack could be used for all sorts of lighter weight articles. The drawstring doubles up as the closure plus the straps for the backpack. It is fully lined and has a useful front pocket.

Class Fee = \$15

Please let us know at the time of booking if you do not have your own machine



DAY Wednesday April 22nd 9.30am – 12.30pm


Pillowcase

Make your own pillowcase for your bed in either cotton fabric or warm winceyette.

Practice cutting and sewing in straight lines.

Class Fee = \$15

Please let us know at the time of booking if you do not have your own machine



DAY Thursday April 23rd 9.30am – 2.00pm

Shorts

This class is suited to those who are already confident using a sewing machine.

You will learn how to sew the curved crotch seams, make an elastic casing and hem.

Please note the later finishing time as we need extra time with this class.

Class Fee = \$15

Please let us know at the time of booking if you do not have your own machine



IN BETWEEN TERM ONE AND TWO - JULY

DAY Tuesday July 7th 9.30am – 12.30pm


Pillowcase

Make your own pillowcase for your bed in either cotton fabric or warm winceyette.

Practice cutting and sewing in straight lines.

Class Fee = \$15

Please let us know at the time of booking if you do not have your own machine



DAY **Wednesday July 8th** **9.30am –1.30pm**

Fabric book cover and book marker/pen holder

Choose your favourite fabric or select one that you can colour in later! The handy fabric book marker has a pocket for your pen, keeping everything nicely together.

Class Fee = \$15 + you will be required to supply fabrics, notions and threads.

Please let us know at the time of booking if you do not have your own machine.



DAY **Thursday July 9th** **9.30am – 1.30pm**

Drawstring backpack

This mini backpack could be used for all sorts of lighter weight articles. The drawstring doubles up as the closure plus the straps for the backpack. It is fully lined and has a useful front pocket.

Class Fee = \$15

Please let us know at the time of booking if you do not have your own machine



DAY **Tuesday July 14th** **9.30am – 2.00pm**

Shorts

This class is suited to those who are already confident using a sewing machine.

You will learn how to sew the curved crotch seams, make an elastic casing and hem.

Please note the later finishing time as we need extra time with this class.

Class Fee = \$15

Please let us know at the time of booking if you do not have your own machine



DAY **Wednesday July 15th** **9.30am –1.30pm**

Cushion with book pocket and handle

This handy cushion can be taken on car trips or holidays. It doubles up as a carry bag for your favourite book or notepad as well as a soft cushion to relax with. A zipper is placed into the back of the cushion making it easy to add the cushion inner or remove when the outer cushion needs washing.

Class Fee = \$15 + you will be required to supply fabrics, notions and threads.

Please let us know at the time of booking if you do not have your own machine.



DAY Thursday July 16th

9.30am – 1.30pm

Crazy Cat Patchwork Mat

This class involves foundation piecing – a piece of calico with the pattern lines drawn onto it, giving you a line to stitch over.

The supplies for this class will be precut and provided in a kit*.

***Please note the fabric will vary from the picture attached.**

Prior sewing machine experience is a must for this class.

Class Fee = \$15 + **\$18 for the kit.**

Please let us know at the time of booking if you do not have your own machine



IN BETWEEN TERM ONE AND TWO - JULY

Tuesday September 29th

Wednesday September 30th

Thursday October 1st

Tuesday October 6th

Wednesday October 7th

Thursday October 8th

Projects to be set closer to the time!