

CLASS TIMETABLE 2019

Knitting Classes

Knitting Group Friday Mornings

This is a knitting group/class where anyone can come along with their knitting project to receive guidance and tuition as they create an article of their choice. These sessions will be most suited for beginners to intermediate level however, all skill levels are most welcome. Both knitting and crocheted projects can be completed.

Now running 4 terms per year Friday Mornings 9.30am – 12.30pm

TERM 1 = February 8th, 15th, 22nd, March 1st, 8th, 15th, 22nd, 29th, April 5th

TERM 2 = May 3rd, 10th, 17th, 24th, 31st, June 7th, 14th, 21st, 28th

TERM 3 = July 26th, August 2nd, 9th, 16th, 23rd, 30th, September 6th, 13th, 20th

TERM 4 = October 18th, 25th, November 1st, 8th, 15th, 22nd, 29th, December 6th, 13th

You will be required to supply your own yarn, pattern and supplies for your chosen project.

Tutored by Mary-Clare

You may book up front for the whole 9 weeks and pay only \$45 OR \$6 per session (as you attend)



Charity Knitting Group Friday Afternoons


After our knitting group above, we are going to start running a charity knitting group. This is where like-minded people can get together and knit articles to donate to charities. Depending on the need and the groups thoughts, the project will vary. Although this is not a 'class' as such, there will be staff help available should you require help.

Timaru Sewing Centre will arrange to get the articles directly to where they are needed.

FRIDAY AFTERNOONS 2 Hour Sessions (dates as above) 1pm – 3pm

FREE to attend however you will be required to bring along yarn* and needles etc. Directed by Pam.

*From time to time there may be donated yarn available to use within the group.



Overlocking Classes

Overlocking Class 1 - Beginner's to Intermediate

Full Day

This class is open to all models of overlockers providing that it has a rolled hem capability and is a four thread. During this class you will create a bag suitable to fit an iPad or similar with your overlocker using 3 or 4 thread overlocking, narrow hemming and flatlock stitching. Along the way you will become more confident with threading, changing threads and setting tensions. This is a great class for anyone who has just purchased an overlocker or anyone who feels a little nervous about the operation of their overlocker.

DAY CLASS Thursday March 7th 9.30am – 4.00pm

Class Fee = \$40.00 + fabric and supplies will be required. Tutor – Linda



Overlocking Class 2 - Intermediate to Advanced

Full Day

Overlocking Class 1 must be completed before attending Class 2 (or be experienced with using an Overlocker already) as it is necessary to have basic threading and handling skills.

This class takes your overlocker to the next level and explores the use of a cording foot to attach cord using a rolled hem stitch, the gathering attachment to create frills, flatlocking and stitching piping cord with the piping foot. A designer carry bag will be the project.

Please note: if you own a model other than a Janome you will need to supply certain feet/attachments as outlined in the supply list. Janome owners may borrow these during class please provide your model details.

DAY **Tuesday May 7th** **9.30am – 4.30pm**



Class Fee = \$40.00 + materials will be required. Tutor – Linda

Overlocking KNIT Class

Full Day

Choose between either McCall's pattern 7122 (dress) or Simplicity 1062 (top) and create using your overlocker. Learn how to pick the correct type of knit fabric for your pattern, a little about sizing and different hem finishes that can be achieved with an overlocker.

There will also be a cover seam machine available to use during class, for the hem.

You will be required to meet prior to class for a measure and quick tissue pattern fit.

DAY **Thursday June 27th** **9.30am – 4.30pm**

Class Fee = \$50.00 (includes one pattern) + materials will be required.

Tutored by Linda



Learn to Sew Classes

'Green' Class

Two Session Class

Learn to thread a machine and sew straight lines. We shall begin with some handy vege bags and then a recycled shopping bag.

Create some very useful items whilst getting used to your sewing machine.

2 Afternoons **Thursday May 9th and Thursday May 16th** **1.30pm – 4.30pm**

Class Fee = \$30.00 + materials/supplies will be required. Tutor – Linda



Cactus Pin Cushion – Beginner's

Learn to thread your machine and sew subtle curves to create a one-of-a-kind pin cushion. There will be two 'styles' of cactus to choose from.

This is the perfect class for someone who has never used a machine before or has just started.

Tuesday April 9th

9.30am – 2pm

Class Fee = \$25.00 + materials required. Tutor – Linda.



Patchwork Classes

General Patchwork Classes

Running over two terms

Choose your own project/s and receive help from a staff member experienced in quilting and patchwork at each step as required. Work alongside like-minded people and enjoy the buzz of a group atmosphere.

This is run to coincide with the school term over the winter months of term 2 and term 3 and is 8 weeks in duration.

Thursday Mornings 9.30am – 12.30pm

TERM 2 = May 2nd, 9th, 16th, 23rd, 30th, June 6th, 13th, 20th

TERM 3 = July 25th, August 1st, 8th, 15th, 22nd, 29th, September 5th, 12th

Please book upfront as this will be strictly limited to 8 people.

Class fee = \$80 PER TERM + you will be required to supply your own fabrics and tools (there will be a limited number of tools available to use in the classroom). Tutor – Pam White

'Chunking'

Two Day Class

An introduction to improvisational patchwork using a strip piecing technique to create a random but cohesive effect. You will acquire the skills to complete a placemat over the two-day class. This class is suited to all skill levels.

Saturday May 4th and Saturday May 11th

9.30am – 2.30pm

Class Fee = \$59.00 + materials will be required. Tutor – Sarah Bennett



Rainbow Nest Quilt

Over 5 Sessions

This beautiful small quilt is designed by Edyta Sitar and the book includes a story to read (for children) and a quilt to make. It has a lovely background and meaning.

The class includes your basic nine patch piecing (using the quarter inch seam foot), raw edge applique, plus options of blanket or satin stitch applique, basic machine quilting using your walking foot and binding.

You will be provided with some colour planning sheets and the book comes as part of the class fee.

Tuesdays June 4th, 11th, 18th, 25th and July 2nd

9.30am – 3.30pm

Class Fee = \$150 (includes the book worth \$27) + materials will be required. Tutor – Pam White



Crocheted/Patchwork

Over 4 Sessions

This is a unique class, something a little different and involves piecing and crochet techniques combined. Rather than a 'project' based class, this is a technique-based class where you will learn all the necessary elements to create these blocks which can be later made into a larger project of your choice. Suited for those with intermediate level crochet skills.

Tuesday Mornings July 23rd, 30th, August 6th and 13th 9.30am – 12.30pm

Class Fee = \$59 + materials will be required. Tutor – Pam White



Whole Cloth Quilting

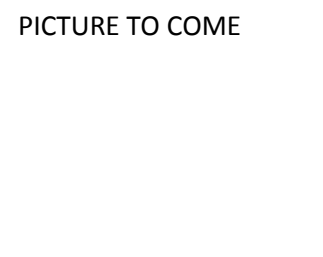
Over 3 Sessions

A wholecloth quilt is a quilt made of a single length of extra-wide fabric. The quilting stitches themselves form the design of the quilt. Stunning results can be achieved.

This class is more suited to those who have had some previous experience with free motion stitching before.

Mondays August 12th, 19th and 26th 9.00am – 3.00pm

Class Fee = \$149.00 + materials will be required. Tutor – Mathea Daunheimer



Art Quilts Your Way

Over Two Days

What is an art quilt and why would I want to make one? "I have a great idea, but I have no idea how to do it". "I can't draw, so art quilts aren't for me". Have you had these thoughts? Learn various methods to express yourself through quilting. You will explore different ways to get what is in your head into your hands and onto/in fabrics. You will investigate various platforms and artists for inspiration, and then investigate how we can create our vision. Creative piecing? Applique? Paint? Collage? Photo on fabric? Wholecloth? Big Stitch? There are endless ways to get from point A to point B and none of them are wrong. Several small trial pieces will be created during class.

Monday November 4th and Tuesday November 5th 9.00am – 3.00pm

Class Fee = \$125 (includes \$15 for the loan of the paints) + materials will be required. Tutor – Mathea Daunheimer



Examples of Work

Dressmaking Classes

General Dressmaking Classes

Held over 4 Terms

These classes consist of an 8 week term (working roughly with the school terms). They are held on either Tuesday evenings, Wednesday Mornings, Wednesday Evenings or Saturday Mornings.

You get to choose the project of your choice, this could be a garment for yourself, for someone else, an accessory (such as a bag), alteration work and more.

Please ask for the dressmaking timetable to view all the dates/times.

Class Fee = \$130 PER TERM + materials/supplies will be required. Tutor = Raewyn Payne

Circular Skirt Class

Full Day Class

This is a good class for those who have just started out in sewing.

You will learn how to put in an invisible zipper; attach a waistband and hem a curved edge. Sizing for the pattern will need to be taken upon enrollment, so we have the correct pattern size for you on the day.

Tuesday May 14th

9.30pm – 4.00pm

Class Fee = \$45.00 (includes the pattern) + materials/supplies will be required.



Kimono Class

Full Day Class

Make a 'fashion' kimono top from your favourite fabric designer. Mix and match the fabrics to your preference.

This class is suited to those with a little prior sewing knowledge.

You will be attaching a band and there will also be a kimono waist belt option.

Monday July 22nd

9.30pm – 4.00pm

Class Fee = \$45.00 (includes the pattern) + materials/supplies will be required.



Children's Classes 8-12 years

During 2018 we received such a great response to the children's classes.

We have now adapted slightly, smaller class numbers and have added 'require prior machine use' to some of more intermediate classes.

IN BETWEEN TERM ONE AND TWO – APRIL CLASSES

Simple Apron

Learn how to cut, sew straight lines and hem raw edges. A casing will be created at the armholes to simply thread some ready-made tape through to form adjustable straps.

DAY

Tuesday April 16th

9.30am – 1.30pm

Class Fee = \$15 + you will be required to supply fabrics, notions and threads.

Please let us know at the time of booking if you do not have your own machine

Crazy Patchwork Mat

This class involves foundation piecing – a piece of calico with the pattern lines drawn onto it, giving you a line to stitch over.

The supplies for this class will be precut and provided in a kit.

Prior sewing machine experience is a must for this class.

DAY

Wednesday April 17th

9.30am – 1.30pm

Class Fee = \$15 + \$18 for the kit.

Please let us know at the time of booking if you do not have your own machine



IN BETWEEN TERM TWO AND THREE – JULY CLASSES Simple Apron

Simple Apron

Learn how to cut, sew straight lines and hem raw edges. A casing will be created at the armholes to simply thread some ready-made tape through to form adjustable straps.

DAY Tuesday July 9th 9.30am – 1.30pm

Class Fee = \$15 + you will be required to supply fabrics, notions and threads.

Please let us know at the time of booking if you do not have your own machine

Zip Pouch

Learn some of the basics including simple cutting, fusing interfacing, sewing straight lines and stitching a zipper. The pouch is also lined with a shower proof material to make it easier to clean. This is a well sized bag and could be used for lots of different things.

DAY Wednesday July 10th 9.30am – 1.30pm

Class Fee = \$15 + you will be required to supply fabrics, notions and threads.

Please let us know at the time of booking if you do not have your own machine



Elasticated Shorts

Learn how to cut, sew, zig-zag the raw edges, stitch an elastic casing and hem.

Prior sewing machine experience is a must for this class.

DAY Thursday July 11th 9.30am – 1.30pm

Class Fee = \$15 + you will be required to supply fabrics, notions and threads.

Please let us know at the time of booking if you do not have your own machine

Pillowcase

Make your own pillowcase for your bed in either cotton fabric or warm winceyette.

Practice cutting and sewing in straight lines. The perfect class for kids who have never used a machine before.

DAY Wednesday July 17th 9.30am – 12.30pm

Class Fee = \$15 + you will be required to supply fabrics, notions and threads.

Please let us know at the time of booking if you do not have your own machine.


NEW Pencil Case – Monster Style!

Learn how to sew straight lines, stitch in a zip and add some felt 'features' to make a useful 'monster' pencil case.

DAY Thursday July 18th 9.30am – 1.30pm

Class Fee = \$15 + you will be required to supply fabrics, notions and threads.

Please let us know at the time of booking if you do not have your own machine.



IN BETWEEN TERM THREE AND FOUR - OCTOBER CLASSES

*****INFORMATION TO COME FOR THESE CLASSES IN THE NEW YEAR*****

DAY	Tuesday October 1st	9.30am – 1.30pm
DAY	Wednesday October 2nd	9.30am – 1.30pm
DAY	Tuesday October 8th	9.30am – 1.30pm
DAY	Wednesday October 9th	9.30am – 1.30pm
DAY	Thursday October 10th	9.30am – 1.30pm